


SnapSkru™ Self-Drilling Drywall Anchor




Rated for Overhead Applications

SnapSkru™ self-drilling drywall anchor locks on the wall.

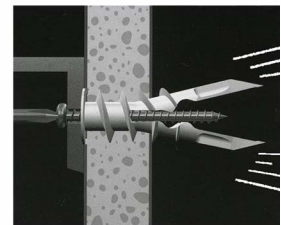
- Self-drilling, requiring no pre-drilled hole
- Anchors “pop” open and lock positively on the rear of the wall
- Vibration and shock resistant
- Installs with a screwdriver or screw gun
- Positive-stop resists overturning and drive-through
- Can remove screw and item, leaving anchor in wall for reuse
- Application: securely hang bathroom accessories, mirrors, picture frames, lighting fixtures, drapery, smoke detectors, alarms, thermostats, electric boxes, shelving, etc.
- Holding Power: 1/2” drywall holds 79 lbs, 5/8” drywall holds 135 lbs



1. Drive anchor clockwise into drywall until anchor stops flush with wall.



2. Place item over anchor and insert screw.



3. Tighten screw flush with item. Screw “pops” open anchor, locking anchor on wall.

KIT DESCRIPTION	PLASTIC KIT NO.	GRAVITY FEED JAR KIT NO.
SnapSkru™ Anchors (40 Pieces)	39933	39933J
#8 x 1-1/2” Slot/Phil Screws (40 Pieces)	(80 Piece Kit)	(80 Piece Kit)